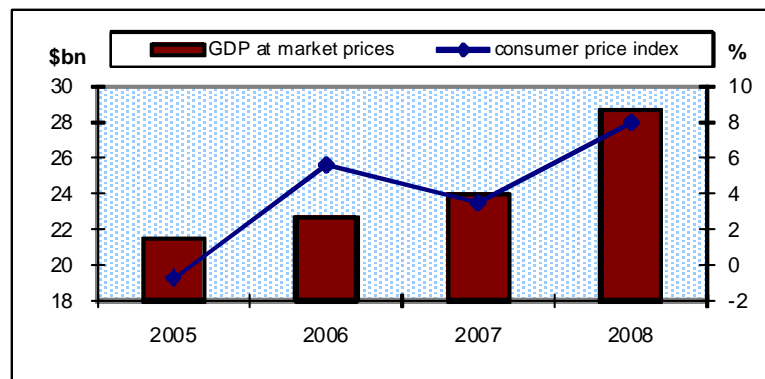


Lebanese Economy Indicators 2nd quarter 2009

Major Indicators

	2007	2008
Resident population (m)	4	4
GDP at market prices (\$bn)	25	28.75
Consumer price index (%)	5	8
Imports (\$bn)	11.817	16.137
Exports (\$bn)	2.815	3.480
Balance of payments (\$m)	+2036.6	+3461.5
Forgn. Assets excl gold (\$bn)	9.78	17.06
External public debt (\$bn)	21.21	21.15
Exchange rate \$:LBP	1507.5	1507.5

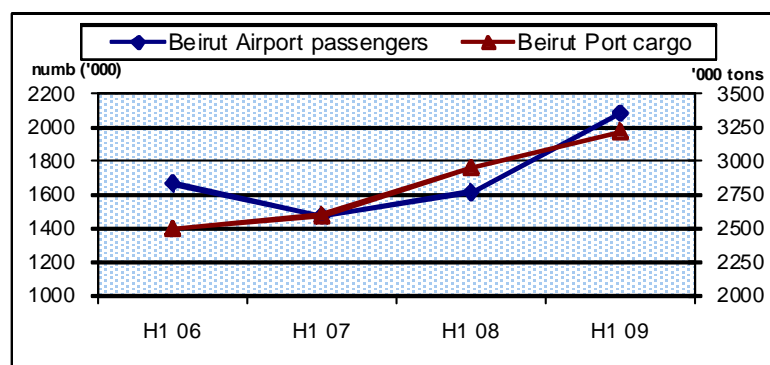
Sources: Central Bank of Lebanon, Association of Lebanese Banks, International Monetary Fund.



Tourism and Transport

	H1 08	H1 09
Number of tourists	473574	761415
Beirut Airport		
Flights	19154	25334
Passengers	1616866	2087440
Beirut port mvt. (^{'000} tons)	2953	3222

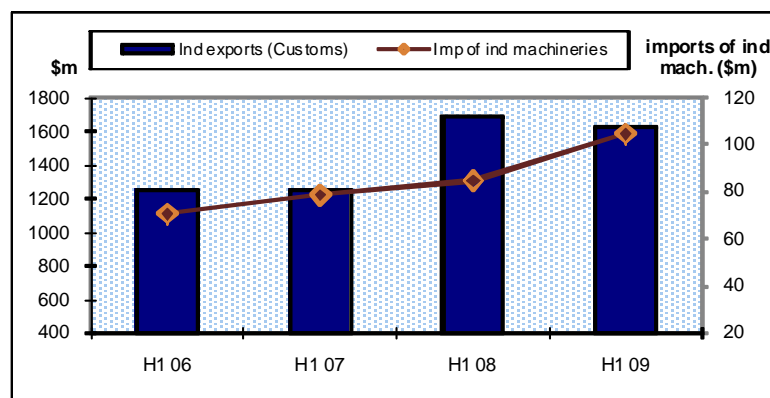
Sources: Central Bank of Lebanon, Association of Lebanese Banks.



Industry

\$m	H1 08	H1 09
Industrial exports*	1688	1628
Imports of industrial machineries	85	105

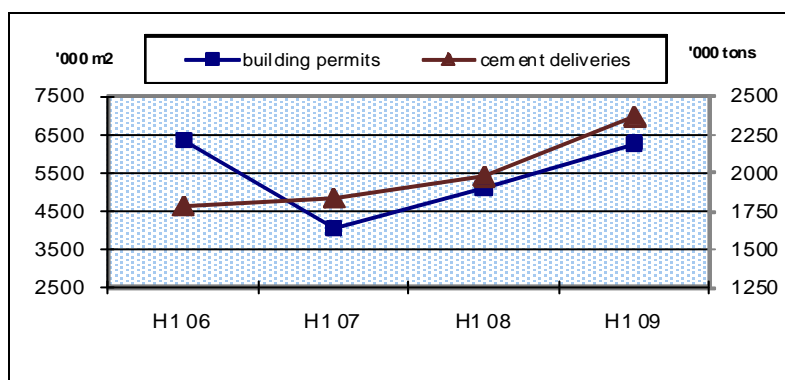
* according to the Customs department



Construction

	H1 08	H1 09
Buildg permits (^{'000} m ²)	5113	6270
Cement deliv. (^{'000} tons)	1976	2368

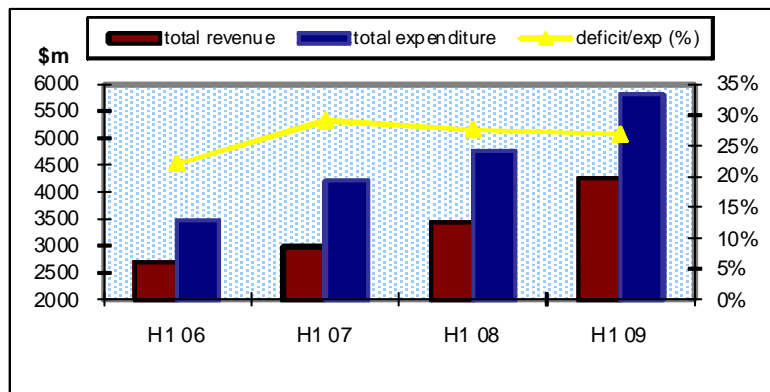
Sources: Central Bank of Lebanon, Association of Banks in Lebanon



Public Revenues and Expenditures*

\$m	H1 07	H1 08	H1 09
Total revenue	2984	3449	4257
Total expenditure of which:			
Interest expenditure	1570	1613	1947
Deficit/ expendt (%)	29.12	27.69	26.80

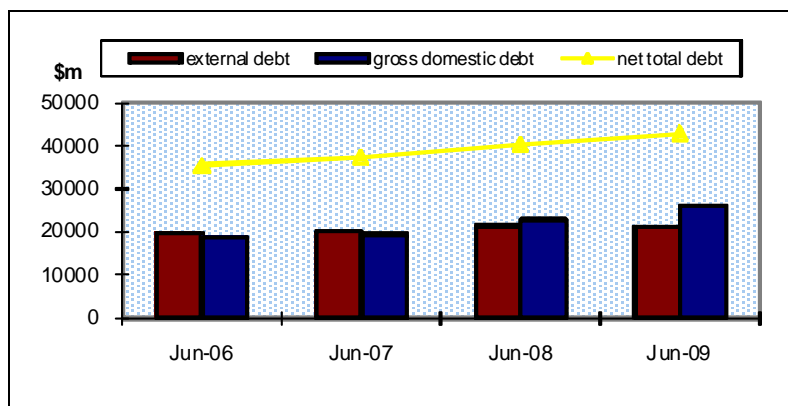
* including treasury transactions
Source: Ministry of Finance.



The Lebanese Public Debt

\$m	June 2007	June 2008	June 2009
External debt	20222	21482	21312
Gross Domestic debt	19550	23000	26000
Public sect. dep.	2323	4080	4351
Net total debt	37449	40401	42961

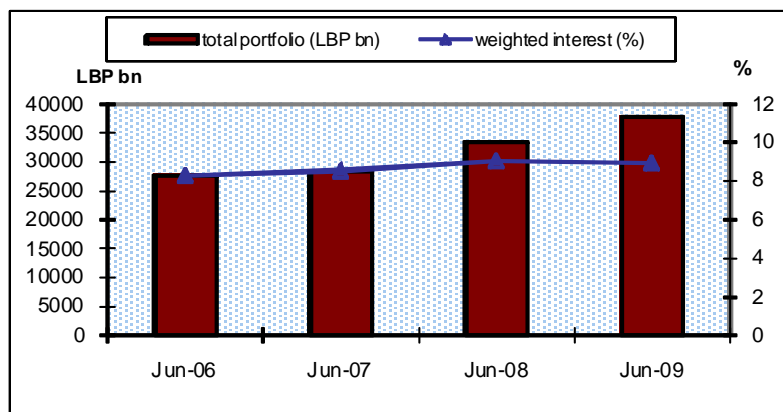
Sources: Central Bank of Lebanon, Association of Lebanese Banks.



Outstanding Treasury Bills

	June 2007	June 2008	June 2009
Total portfolio (LBP bn)	28451	33433	37810
Weighted life (days)	497	646	584
Weighted interest (%)	8.54	9.06	8.94

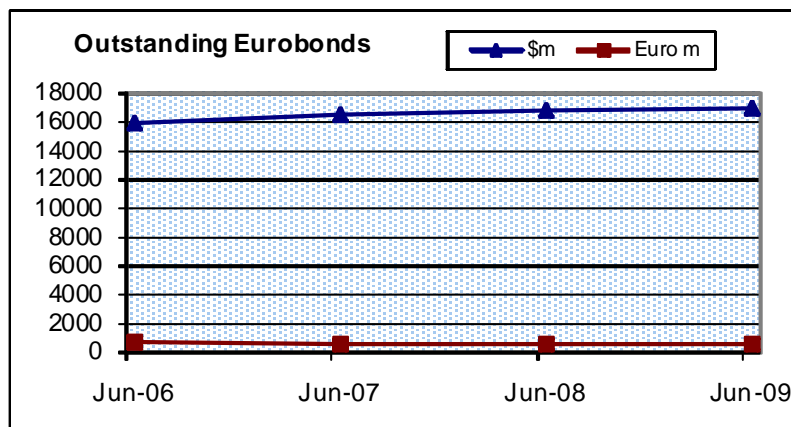
Source: Association of Lebanese Banks.



Outstanding Eurobonds

	June 2007	June 2008	June 2009
Lebanese Republic:			
Million \$	16528	16801	16991
Million DM	0	0	0
Million Euros	559	559	545
Lebanese Banks: \$m	190	115	100

Sources: Central Bank of Lebanon, Association of Lebanese Banks.

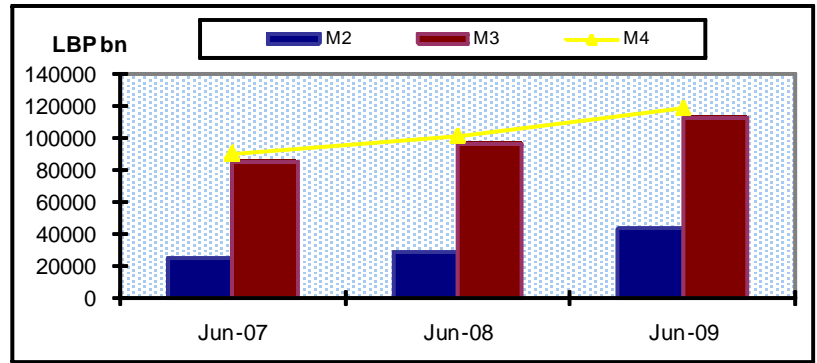


Money Supply

LBP bn	June 2007	June 2008	June 2009
M1	3321	3700	4649
M2	24575	29098	43826
M3	84485	95808	112587
M4	90087	101371	118963
Cleared checks* value(\$bn) :	17.7	24.4	25.2
of which:Fx	13.68	19.89	19.93

* cumulative figures

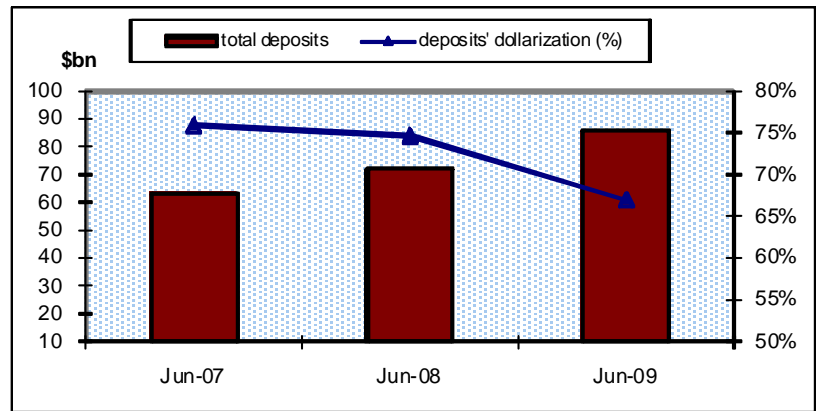
Sources: BDL, Association of Lebanese Banks



Banking Sector Indicators

\$bn	June 2007	June 2008	June 2009
Private sector Res. & non Res.			
Total deposits	63.20	72.09	85.78
Deposits' dollarization	75.88	74.63	67.00
Total claims	18.68	23.68	26.07
Claims' dollarization	86.03	87.27	85.38
Capital Base	5.97	6.63	7.51
Tot. consolidated Bal. sheet	77.11	88.45	103.62

Source: Central Bank of Lebanon



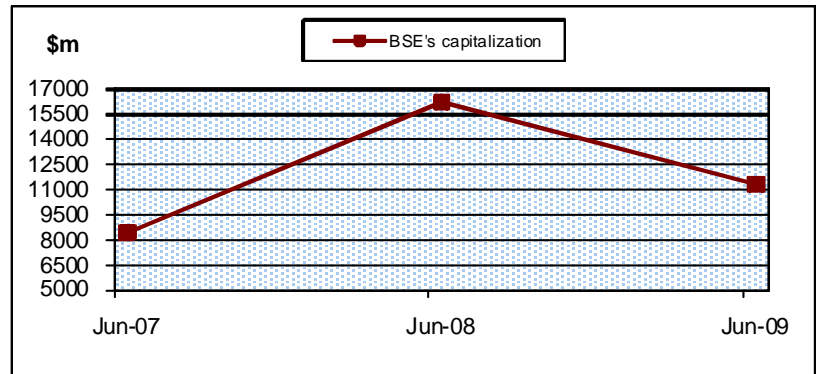
Beirut Stock Exchange

	H1 2007	H1 2008	H1 2009
Market Capit. \$m *	8474	16231	11313
Vol. traded shares** : m	22.1	30.6	74.6
Value traded shares** : \$m	334.53	689.35	476.01

*listed shares, end of period.

** both inside and outside pit

Sources: Beirut Stock Exchange, BDL.



International Relations

\$m	H1 2007	H1 2008	H1 2009
Total Imports	5469	7315	7830
Total Exports	1311	1747	1774
Trade Balance	-4158	-5568	-6056
Customs Revenues	891	1036	1544
of which VAT	454	587	664
Bal. of Payments	-207	82.8	2101.4

Source: Central Bank of Lebanon.

