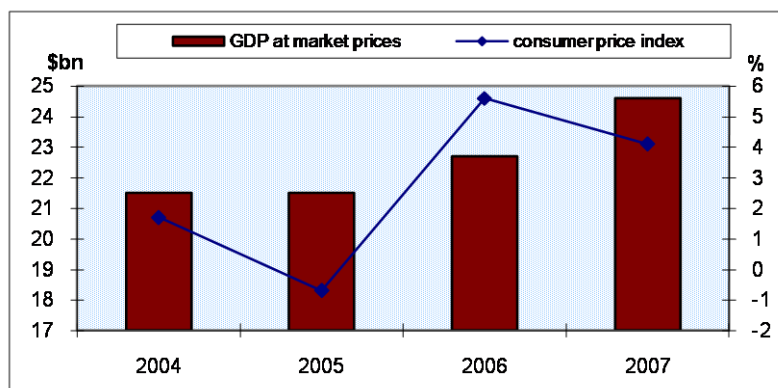


## Lebanese Economy Indicators 2<sup>nd</sup> quarter 2008

### Major Indicators

	2006	2007
Resident population (m)	4.5	4.5
GDP at market prices (\$bn)	22.7	24.6
Consumer price index (%)	5.6	4.1
Imports (\$bn)	9.399	11.817
Exports (\$bn)	2.283	2.815
Balance of payments (\$m)	+2794.5	+2036.6
Forgn. Assets excl gold (\$bn)	10.21	9.78
External public debt (\$bn)	20.33	21.22
Exchange rate \$:LBP	1507.5	1507.5

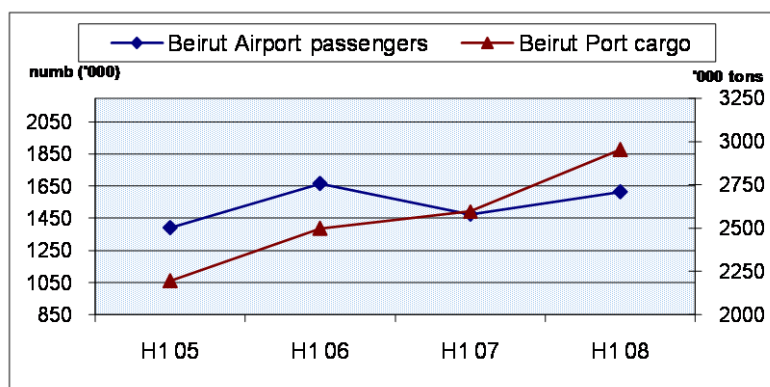
Sources: Central Bank of Lebanon, Association of Lebanese Banks, International Monetary Fund.



### Tourism and Transport

	H1 07	H1 08
Number of tourists	412041	473574
<b>Beirut Airport</b>		
Flights	18338	19154
Passengers	1476085	1616866
<b>Beirut port mvt.</b> ( <sup>0</sup> 000 tons)	2597	2953

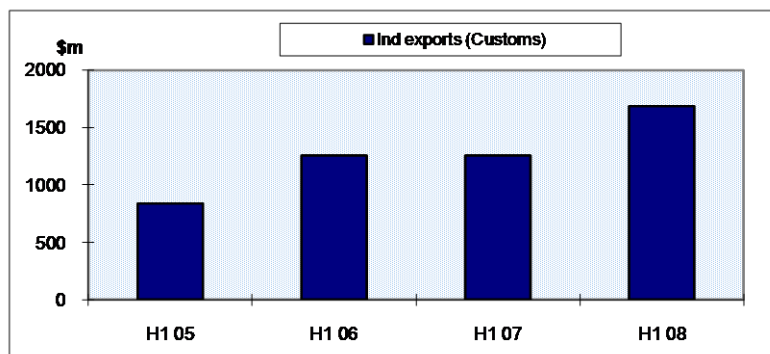
Sources: Central Bank of Lebanon, Association of Lebanese Banks.



### Industry

\$m	H1 07	H1 08
Industrial exports*	1258	1688
Imports of industrial machineries	67	104

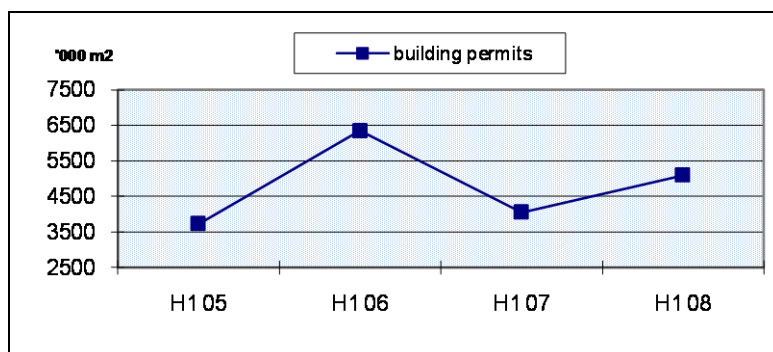
\*\*\* Jan - May  
\* according to the Customs department



### Construction

	H1 07	H1 08
<b>Buildg permits</b> ( <sup>0</sup> 000 m <sup>2</sup> )	4052	5098
<b>Cement deliv.</b> ( <sup>0</sup> 000 tons)	1491	1447

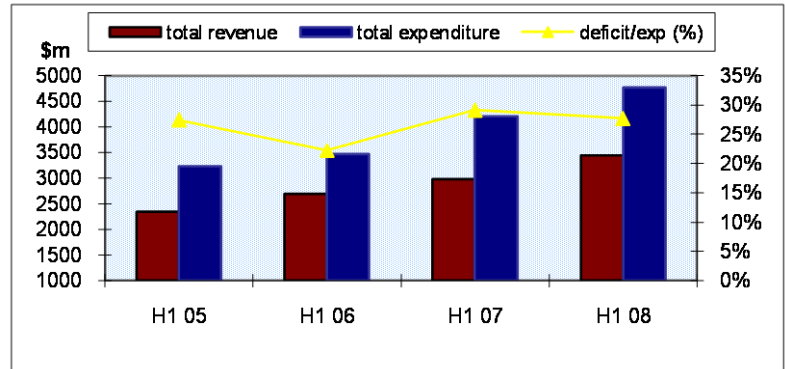
Sources: Central Bank of Lebanon, Association of Banks in Lebanon



### Public Revenues and Expenditures\*

\$m	H1 06	H1 07	H1 08
Total revenue	2697	2984	3449
Total expenditure of which:			
Interest expenditure	1433	1570	1613
Deficit/ expendt (%)	22.25	29.12	27.69

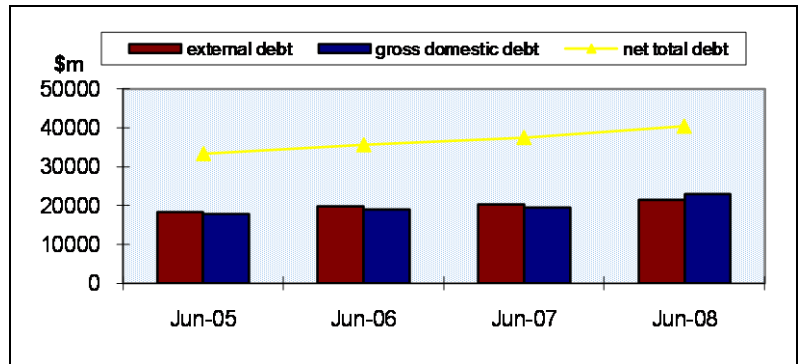
\* including treasury transactions  
Source: Ministry of Finance.



### The Lebanese Public Debt

\$m	June 2006	June 2007	June 2008
External debt	19879	20222	21430
Gross Domestic debt	18941	19550	23006
Public sect. dep.	3241	2323	4080
Net total debt	35579	37449	40356

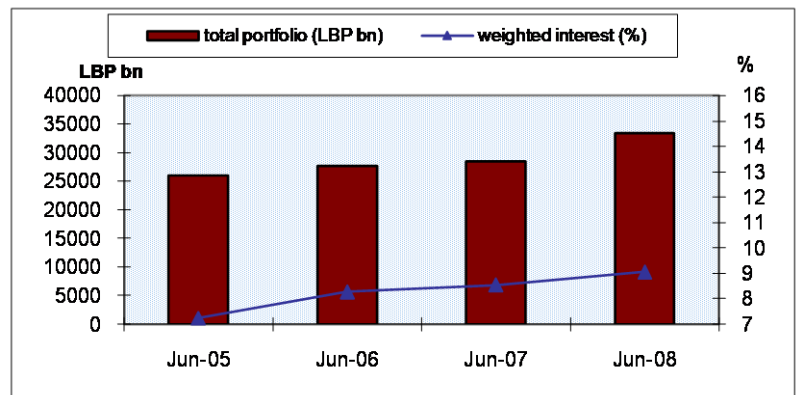
Sources: Central Bank of Lebanon, Association of Lebanese Banks.



### Outstanding Treasury Bills

	June 2006	June 2007	June 2008
Total portfolio (LBP bn)	27661	28451	33433
Weighted life (days)	614	497	646
Weighted interest (%)	8.28	8.54	9.06

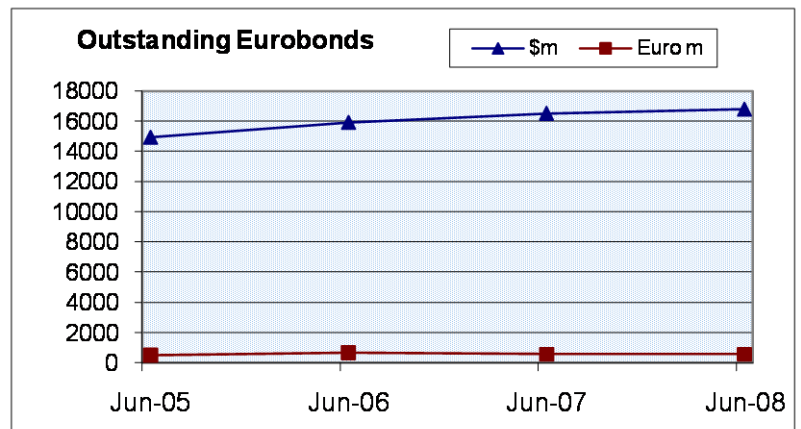
Source: Association of Lebanese Banks.



### Outstanding Eurobonds

	June 2006	June 2007	June 2008
Lebanese Republic:			
Million \$	15933	16528	16801
Million DM	0	0	0
Million Euros	676	559	559
Lebanese Banks: \$m	190	190	115

Sources: Central Bank of Lebanon, Association of Lebanese Banks.

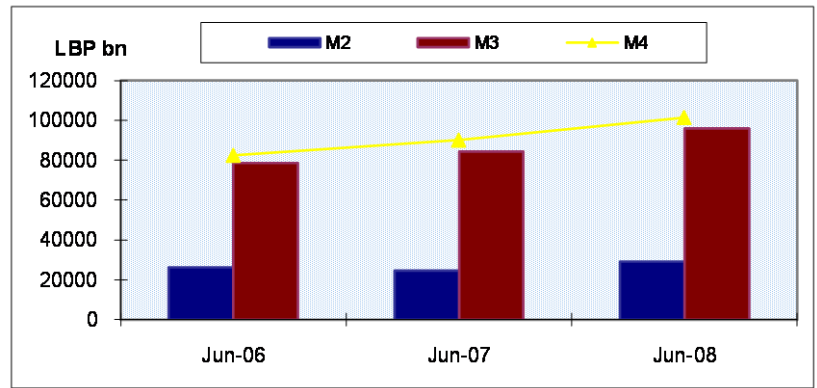


## Money Supply

LBP bn	June 2006	June 2007	June 2008
M1	3122	3321	3700
M2	26224	24575	29098
M3	78540	84485	95808
M4	82476	90087	101371
Cleared checks* value(\$bn) :	17.7	17.7	24.4
of which:Fx	13.94	13.68	19.89

\* cumulative figures

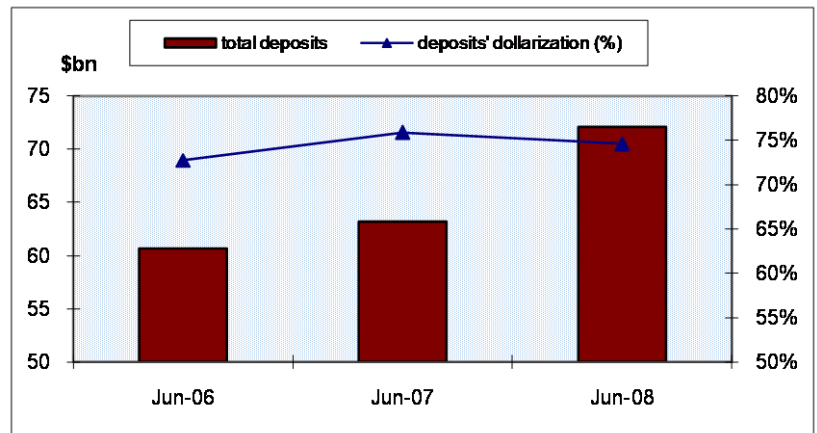
Sources: BDL, Association of Lebanese Banks



## Banking Sector Indicators

\$bn	June 2006	June 2007	June 2008
Private sector Res. & non Res.			
Total deposits	60.64	63.20	72.09
Deposits' dollarization	72.76	75.88	74.63
Total claims	16.77	18.68	23.68
Claims' dollarization	85.64	86.03	87.27
Capital Base	5.46	5.97	6.63
Tot. consolidated Bal. sheet	73.17	77.11	88.45

Source: Central Bank of Lebanon



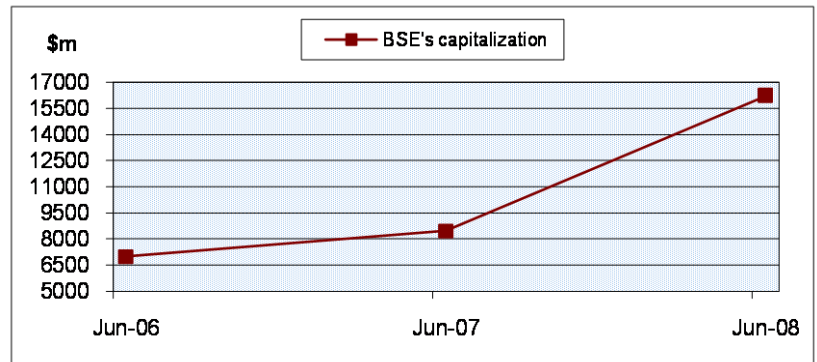
## Beirut Stock Exchange

	H1 2006	H1 2007	H1 2008
Market Capit. \$m *	7003	8474	16231
Vol. traded shares** : m	106.2	22.1	30.6
Value traded shares** : \$m	1575.32	334.53	689.35

\*listed shares, end of period.

\*\* both inside and outside pit

Sources: Beirut Stock Exchange, BDL.



## International Relations

\$m	H1 2006	H1 2007	H1 2008
Total Imports	5057	5469	7315
Total Exports	1303	1311	1747
Trade Balance	-3754	-4158	-5568
Customs Revenues	815	891	1036
of which VAT	415	454	587
Bal. of Payments	+2561.8	-207	82.8

Source: Central Bank of Lebanon.

